

SOUFAST

Elite
ELITE GROUP
HOLDING LTD



SOUFAST UAE

📍 Sheikh Zayed Road, Dubai, U.A.E.

☎ 800-768-3278

🌐 www.soueastuae.com

S06

EXTERIOR

PROPORTIONS

The S06 is an Urban SUV tailored for the new youth, featuring bold and stylish design, cutting-edge technology and outstanding performance that redefines the nature of mobility driving experience.



Length

4616 mm

Width

1910 mm

Height

1690 mm

Wheelbase

2720 mm



S06

▪ 20 Inch Alloy Wheel

The 20-inch alloy wheels amplify the S06's bold visual presence, accentuating its dynamic and striking appearance.

▪ Electronic Adjustment Rearview Mirror

The electronically adjustable rearview mirror, featuring heating and electric controls, guarantees clear visibility in all conditions.

▪ Striking Front Aesthetic

The bold front design creates a captivating look, establishing the car's powerful and dynamic presence.

▪ Integrated LED Headlights

Start your journey with the cutting-edge 100 Matrix LED lights, delivering sharp clarity and a futuristic design.

▪ LED Connected Tail Lights

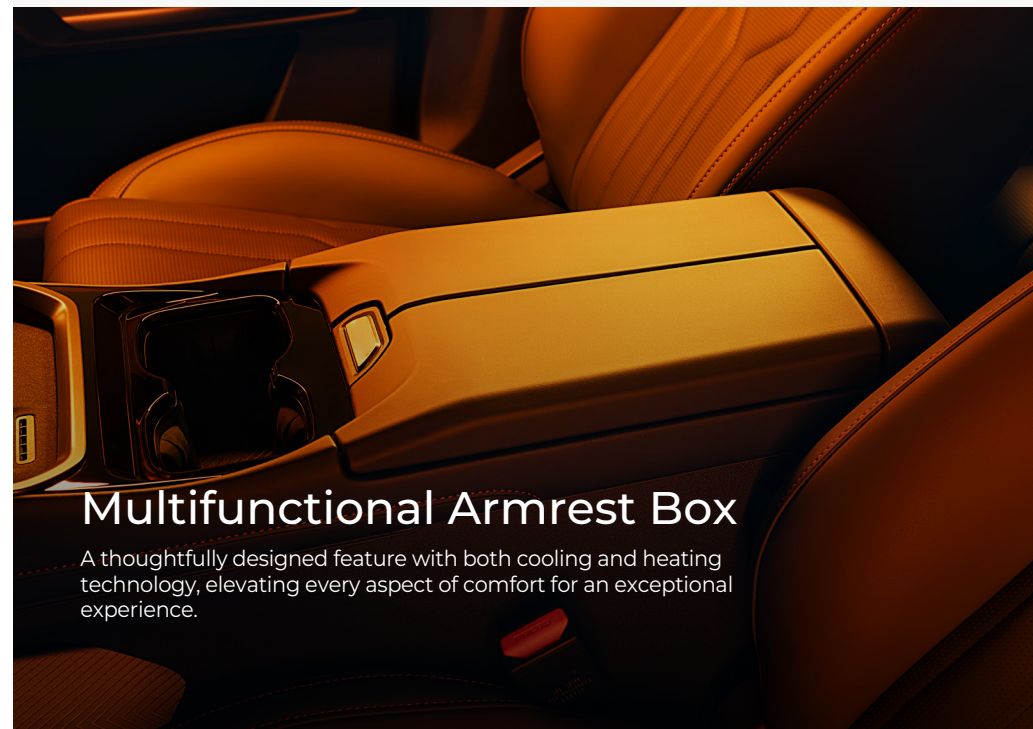
A signature of elegance and innovation, the seamless LED connected light strip exudes brilliance, enhancing the car's visual impact.





SONY 8 Speakers

Immerse yourself in exceptional sound with Sony's premium 8-speaker surround system, meticulously engineered for unmatched audio quality.




Multifunctional Armrest Box

A thoughtfully designed feature with both cooling and heating technology, elevating every aspect of comfort for an exceptional experience.



50W Wireless Fast Charging

Keep your devices powered on the go with 50W wireless fast charging. Experience effortless convenience, rapid power delivery, and smart optimization, all without the need for cables.

A wide-angle photograph of the front interior of a Soueast S06. The view is from the driver's perspective, looking towards the center console and the large central touchscreen. The steering wheel is on the left, featuring the Soueast logo. The central touchscreen is the focal point, displaying a user interface with various icons and a scenic background. The dashboard and center console are dark-colored with some metallic accents. The seats are upholstered in a dark material with yellow stitching. The background through the windshield shows a city street with buildings and a street sign.

SOUFAST

Elite
ELITE GROUP
HOLDING LTD


Apple Car Play & Android AUTO

Enhance your driving experience with seamless CarPlay and Android Auto integration. Effortlessly connect your smartphone to the infotainment system for intuitive navigation, personalized entertainment, and hands-free control, keeping your focus on the road ahead.

15.6-Inch Central Intelligent Touchscreen

Experience unparalleled visuals with the 15.6-inch intelligent touchscreen, offering stunning clarity and cinematic display quality.

S06



▪ Qualcomm Snapdragon 8015 Chip

Experience the ultimate in car computing power with the Qualcomm Snapdragon 8015 Chip. This state-of-the-art processor ensures seamless integration of infotainment features, delivering effortless navigation, entertainment, and connectivity for a superior driving experience.

▪ Ambient Lighting

Enhance the interior with a touch of elegance, creating a warm and inviting atmosphere that transforms every drive into a unique experience tailored to your mood.





■ 540° Panoramic Camera

Featuring 360° Panoramic Visual Parking Assist and 180° Transparent Chassis, our advanced safety system eliminates blind spots, providing full visibility and ensuring your assurance behind the wheel.

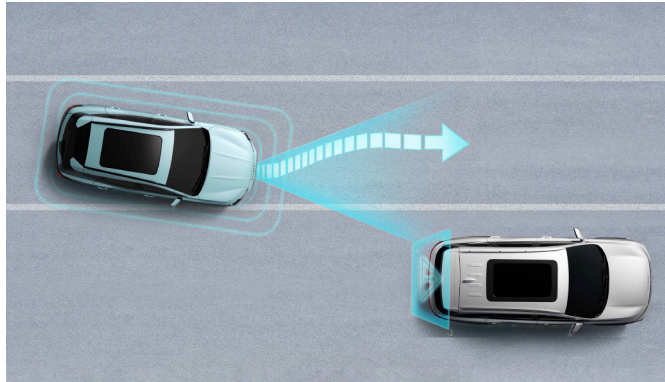
■ Dynamic Performance

Enjoy smooth acceleration and effortless gear shifts, delivering an ideal combination of power and efficiency for an exhilarating driving experience

■ Electronic Gear Shifter

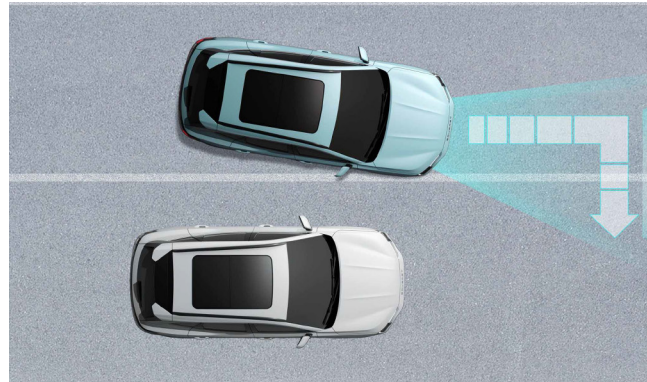
Premium leather seats, crafted for ultimate comfort and luxury, provide an exceptional experience that makes every journey feel like a warm embrace.

S06



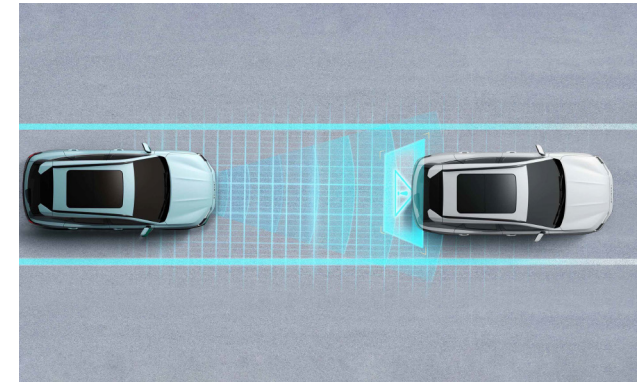
LKA (Lane Keeping Assist)

Reducing drift and enhancing safety for a more confident, stress-free driving experience.



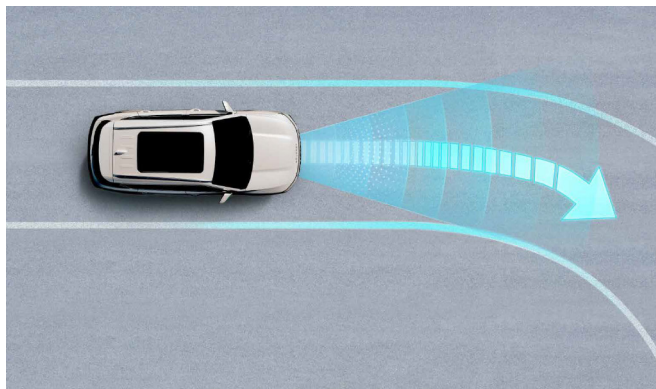
LCW (Lane Change Warning)

Advanced sensors alert you to blind spots, ensuring safer, more confident lane changes.



ICA (Integrated Cruise Assist)

Maintaining lane position and adjusting speed effortless workload for a safer, more comfortable drive.



HMA (High Beam Assist)

Enhanced visibility and safety, switching between high and low beams as needed

Powertrain	Comfort	Luxury
■ ENGINE / PERFORMANCE		
Engine	1.5 L (Turbocharged)	1.6 L (Turbocharged)
Engine displacement (mL)	1498	1598
Maximum engine output (Ps/kW @rpm)	156/115@5500	197/145@5500
Maximum engine output torque (N·m @rpm)	230@1750-4000	290@2000-4000
Maximum speed (km/h)	180	180
■ SEAT		
Seat No	5	5
■ MULTIMEDIA		
Infotainment System	12.8 inches	15.6 inches
■ TYRE SIZE		
Tyre Specification	235/60 R18	255/45 R20
■ EXTERIOR DIMENSIONS		
Length (mm)	4616	4616
Width (mm)	1910	1910
Height (mm)	1685	1690
Wheelbase	2720	2720
■ FUEL		
Fuel Type	Gasoline	Gasoline
Tank Capacity	57	57
■ EXTERIOR		
LED headlamp	●	●
DRL Front & Rear LED lights	●	●
LED High-Mounted Brake Lights	●	●
LED Welcome Light	-	●
Ultra Wide-Angle Panoramic Sunroof	-	●
360° Panoramic Visual Parking Assistance	-	●
Heat-Insulating Glass	●	●

Powertrain	Comfort	Luxury
■ INTERIOR		
Racing/Performance Dashboard Cockpit	●	●
Leather Steering Wheel Material	●	●
Four-way Steering Wheel Adjustment	●	●
Leather Seat Upholstry	●	●
Seat Adjustment (Driver)	Manual 6-way	Electric 6-way
Seat Adjustment (Passenger)	Manual 4-way	Electric 4-way
Seat Ventilation (cushion + backrest)	-	●
Memory Seat	-	●
Folding Rear Seat (40:60)	●	●
Manual Anti-Glare Interior Mirrors	●	●
Driver & Passenger Sunvisor Vanity Mirrors	●	●
Eyeglass Storage Box	●	●
40W Wireless Fast Charging	-	●
50W Wireless Fast Charging	-	-

S06

Powertrain	Comfort	Luxury
COMFORT AND CONVINENCE		
Key Remote Engine Start	12.8	15.6
Keyless Start & Entry System	-	-
Follow - Me Home Headlamp Lighting	9.2-inch LCD	9.2-inch LCD
Rain-Sensing Wipers	●	●
Climate Controlled Armrest Box	-	-
One-Touch Lift with Anti-Pinch	Hi Fi	-
Rear Door Sill	-	Sony
Front Door Metal/Soueast Welcome Pedals	-	-
Phone Left Behind Alert	-	●
CN95 High Efficiency Filter	●	●
Intelligent Air Purification	●	●
PM2.5 Air Filtration	-	●
Negative Ion Generator	-	●
Carbon Monoxide Monitoring	-	●
ACC Adaptive Cruise Control	-	●
ICA Integrated Cruise Control	-	●
Multi-color Ambient Lighting	-	-
Monochrome Ambient lighting	-	●
INFORTAINMENT		
Digital Infotainment System	12.8	15.6
Hovering Technology 2K Touch Sceen Infotainment System	-	-
Instrument Panel	9.2-inch LCD	9.2-inch LCD
Multimedia System (Qualcomm Snapdragon 8015)	●	●
Multimedia System (Qualcomm Snapdragon 8155)	-	-
4 Speaker	Hi Fi	-
8 Speaker	-	Sony
9 Speaker	-	-
Bluetooth Music/ telephone	●	●
Intelligent voice control in 5 Languages (English, Arabic, Spanish, Russian, Portuguese)		15.6 inches
Carplay & Andriod Auto	●	●
5 Portable USB Ports	●	●
Front dual USB port (Type-C + fast charging)	2	2
Dual Temperature Zone Automatic AC	●	●
Rear AC Vents	●	●

S06

Powertrain	Comfort	Luxury
■ DRIVERS ASSISTANCE		
4-Way Steering Wheel Adjustment	●	●
Automatic Headlights	●	●
Adjustable Headlamp	●	●
■ SAFETY AND SECURITY		
Adaptive Cruise Control	-	●
Advanced Climate AC Control	●	●
TJA Traffic Jam Assist	-	●
HMA Adaptive High and Low beam	-	●
Forward Collision Warning	-	●
Seat Belt Warning Alert	●	●
Key Left Behind AlertGlass	●	●
Cruise Control	●	●
Side Collision Warning	-	●
Four-way Steering Wheel Adjustment	-	●
(ABS) Anti-lock Braking System	●	●
(EBD) Electronic Brakeforce Distribution	●	●
(EBA) Brake Assist System	●	●
(TCS) Traction Control System	●	●
Body Dynamic Electronic Stabilization System	●	●
(HHC) Hill Start Assist System	●	●
(HDC) Hill Descent Control System	●	●
Anti-Rollover Control System	●	●
Dynamic Parking System	●	●
Driver/Passenger Airbags	●	●
Side Airbags	-	●
Front And Rear Integrated Air Curtain Airbags	-	●
Rear ISOFIX Child Safety Seat Anchors	●	●
Rear Child Safety Door Lock	●	●
Speed-Sensitive Automatic Locking	●	●
Collision Sensor Auto Unlock	●	●
Fire Extinguisher	●	●
First Aid Kit	●	●
Emergency Call	●	●
Speed Warning 120 kms/Hr	●	●

S06

Exterior:



Starlit Black



Aurora Green



Moon Grey



Phantom Gray



Cosmic Silver



Snow White

Interior:



Obsidian Black



Ivory



Solar Orange

WARRANTY	10 YEARS / 1 MILLION KILOMETERS
SERVICE	3 YEAR SERVICE CONTRACT
MODEL YEAR	2025

*T&C's Apply

S06