

SOUFAST

Elite
ELITE GROUP
HOLDING LTD



SOUFAST UAE

📍 Sheikh Zayed Road, Dubai, U.A.E.

☎ 800-768-3278

🌐 www.soueastuae.com

S06 DM

EXTERIOR



PROPORTIONS

The S06 DM is an Urban SUV tailored for the new youth, featuring bold and stylish design, cutting-edge technology and outstanding performance that redefines the nature of mobility driving experience.

Length

4616 mm

Width


1910 mm

Height

1690 mm

Wheelbase

2720 mm



S06 DM

▪ Striking Front Aesthetic

The bold front design creates a captivating look, establishing the car's powerful and dynamic presence.

▪ Integrated LED Headlights

Start your journey with the cutting-edge 100 Matrix LED lights, delivering sharp clarity and a futuristic design.

▪ LED Connected Tail Lights

A signature of elegance and innovation, the seamless LED connected light strip exudes brilliance, enhancing the car's visual



S06 DM

SONY 9 Speakers

Immerse yourself in exceptional sound with Sony's premium 9-speaker surround system, meticulously engineered for unmatched audio quality.

Sporty 20-inch Alloy Wheel

With a distinctive urban-inspired wheel design, these bold wheels enhance the S06DM's dynamic presence, ensuring it turns heads wherever it goes.

Cooling and Warming Armrest Box

A thoughtfully designed feature with both cooling and heating technology, elevating every aspect of comfort for an exceptional experience.

S06DM



Apple Car Play & Android AUTO

Enhance your driving experience with seamless CarPlay and Android Auto integration. Effortlessly connect your smartphone to the infotainment system for intuitive navigation, personalized entertainment, and hands-free control, keeping your focus on the road ahead.



- **1.5TD Hybrid Specialized Efficient Engine**


Equipped with advanced plug-in hybrid technology, this engine optimizes electric energy for enhanced performance, quieter operation, and a cleaner, more fuel-efficient drive.

- **Extra long range for Unmatched driving endurance**

Equipped with a 19.4kW· battery and an advanced hybrid system, this vehicle delivers exhilarating performance, making every daily commute smoother, more efficient, and truly exceptional.

- **Ultra-Wide Panoramic Sunroof**

Escape to a world of limitless possibilities with the stunning Panoramic Sunroof. Seamlessly connecting you with natural light, this feature creates a sense of freedom and adventure.

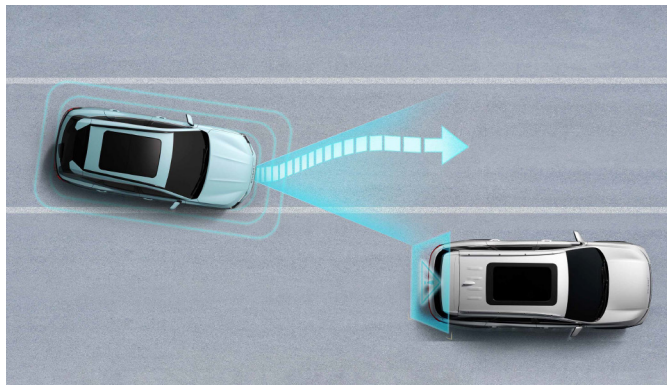


■ Qualcomm Snapdragon 8155 Chip

Experience the ultimate in car computing power with the Qualcomm Snapdragon 8155 Chip. This state-of-the-art processor ensures seamless integration of infotainment features, delivering effortless navigation, entertainment, and connectivity for a superior driving experience.

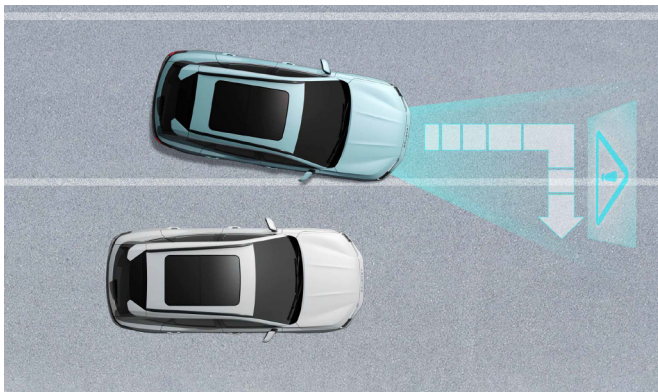
■ Multi-Function Sporty Seat

Experience unmatched comfort and convenience with the memory seat, providing the perfect combination of relaxation and luxury for every journey.



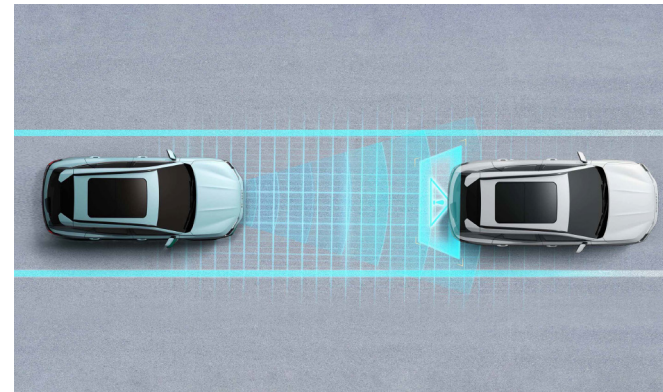
LKA (Lane Keeping Assist)

Reducing drift and enhancing safety for a more confident, stress-free driving experience.



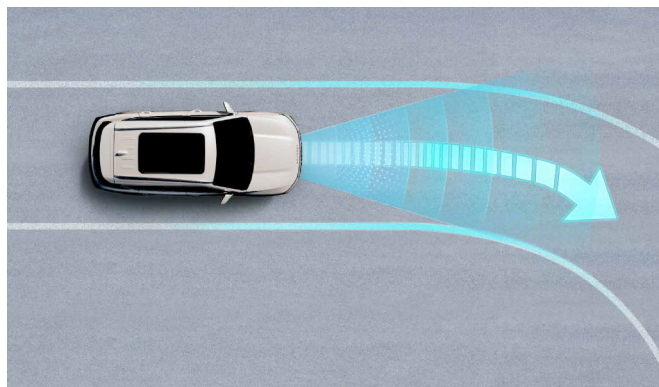
LCW (Lane Change Warning)

Advanced sensors alert you to blind spots, ensuring safer, more confident lane changes.



ICA (Integrated Cruise Assist)

Maintaining lane position and adjusting speed effortless workload for a safer, more comfortable drive.



HMA (High Beam Assist)

Powertrain	1.5TD+1DHT
■ BASIC PARAMETER	
Length*Width*Height (mm)	4616*1910*1690
Wheelbase (mm)	2,720
Vehicle Color	Cosmic Silver/Snow White/Aurora Green/Moon Grey/Phantom Grey/Starlit Black
Interior Color	Black - Blue / Black - Ivory
■ PERFORMANCE PARAMETER	
Hybrid Power System	PHEV
Dedicated Hybrid Transmission	1DHT
Combined Maximum Power(kW)	265
Combined Maximum Torque (N·m)	530
Permanent Magnet Synchronous Motor	●
Driving Machine	1
Maximum Net Power (kW)	150
Maximum Net Torque (N·m)	310
Ternary Lithium Battery	●
Battery Level (kW·h)	19.43
NEDC Range (km)	114
DC Maximum 40kW Fast Charging	●
AC Maximum 6.6kW Slow Charging	●
3.3kW V2L	●
Engine(Type: SQRH4J15)	1.5T GDI
Maximum Engine Power(kW/rpm)	115/5200
Maximum Engine Net Power(kW/rpm)	105/5200
Maximum Engine Torque (N·m/rpm)	220/2500
Maximum Engine Net Torque (N·m/rpm)	215/2500
Emission Standard	Euro VI B
Fuel Label	92#
Fuel Tank Capacity (L)	60
NEDC Insufficient Fuel Consumption (L/100km)	4.9
Mcperson/Multi-Link	●
Steering: EPS	EPS
Brake: Front Ventilated Disc / Rear Solid Disc	●
Sport Caliper	●
Parking Brake Mode	EPB+Auto Hold
Driving Mode Switching(Economy/Comfort/Sport)	●
Tire Specification	255/45 R20 Explosion-proof tyres
Non-Full-Size	-
Tire Repair Kit	●

Powertrain	1.5TD+1DHT
-LED Welcoming Laser Light	●
Electric Control Trunk	●
Panoramic Sunroof	●
Roof Rack	●
Hydraulic Support	●
Auto Front Wiper	●
Rear Windshield Wiper	●
Smart Rubik's Cube key	●
-Keyless Entry System	●
-Keyless Start System	●
-Remote Control Window, Car Search	●
-Auto Lock And Lift Windows When Leaving The Vehicle	●
-Remote Start Engine	●
INTERNAL INTERACTION DESIGN	
Multi-function Steering Wheel	●
-Steering Wheel Material	Leather
-4 Ways Steering Wheel Adjustment	●
-Steering Wheel Heating	-
Column Shift	●
Front Single Limiting Type Safety Belt	●
Front Row Seat Belt Reminder	●
Rear Normal Seat Belts	●
Rear Row Seat Belt Reminder	●
The Main Driving Seat	●
-All-In-One Flight Seats	●
-The Seat Material	Leather
-Seat Adjustment	Electric 10-way
-Electric Waist Support For Driver	●
-Seat Memory	●
-Welcome Seat Retract	●
-Seat Heating (Cushion)	●
-Seat Heating (Back)	-
-Seat Ventilation	●
The Passenger Seat	●
-All-In-One Flight Seats	●
-The Seat Material	Leather
-Seat Adjustment	Electric 4-way
-Seat Heating (Cushion)	●
-Seat Heating (Back)	-
-Seat Ventilation	●

Powertrain	1.5TD+1DHT
-Seat Adjustment	Electric 4-way
-Seat Heating (Cushion)	●
-Seat Heating (Back)	-
-Seat Ventilation	●
Rear Seat	●
-Rear-End Seat Reversals (6/4 Split)	●
-The Seat Material	Leather
-Adjustable Seat Back Angle	●
-Rear Seat Heating	-
-Middle Seat Headrest	●
-Middle Armrest With Cup Holder	●
Rear Privacy Glass	-
Green Heat-Insulating Glass	●
Front Soundproof Glass	●
One Key Belt Anti-Clip Elevator Window	●
Armrest Box With Refrigeration Function	●
Wireless Fast Charging (50W)	●
Front Type-C x 1 (27W)	●
Front USB×3	●
Rear USB×1	●
Hi-Fi	-
Sony Stereos(Center-Channel Speaker)	9
AI Light	●
Colorful Atmosphere Lamp	●
(Do Not Include Vice Dashboard)	●
Driver/Copilot Visor Make-Up Mirror	●
Driver/Visor Visor Light	●
Front/Rear Reading Light (LED)	●
Spectacle Case	●
Manual Anti Glare Of Interior Rearview Mirror	●
Front Door Metal Welcome Pedal	●

Powertrain	1.5TD+1DHT
AI INTERACTION DESIGN	
9.2 Inch LCD Screen Dashboard	●
9.2 Inch Broken Code Screen Dashboard	-
IVI(In-Vehicle Infotainment) System	●15.6 Inch
-IVI System Chip	8155
-Carplay & Android Auto	●
-Intelligent Voice Control	●
-DAB+	●
-Frequency Modulation/ Amplitude Modulation	●
-Bluetooth/Car Phone	●
-Mobile Phone Forgotten Reminder	●
IDAS(Intelligent Driver Assistance System)	●
-ICA(Integrated Cruise Assist)	●
-ACC(Adaptive Cruise Control)	●
-TJA(Traffic Jam Assist)	●
-CCS(Cruise Control System)	-
-HMA(Highbeam Assist)	●
Intelligent Security System	●
-AEB(Advanced Emergency Braking)	●
-LKA(Lane Keeping Assist)	●
-LCW(Lane Change Warning)	●
-LDWS(Lane Departure Warning)	●
-FCW(Forward Collision Warning)	●
-RCTA(Rear Cross Traffic Alert)	●
-BSD(Blind Spot Detection)	●
-DOW(Door Open Warning)	●
Intelligent Parking System	●
-360° Panoramic Visual Parking Assist	●
-180° Transparent Chassis	●
-Rear Astern Image With Parking Assist Line	●
-Data Video Record	●
-Port For DVR Charging	-
SMART AND HEALTHY COCKPIT	
Dual Temperature Zone Automatic AC	●
Second Row Independent Air Outlet	●
Smart and Healthy Ecosystem	●
-CN95 Air Filter Element	●
-Intelligent Air Purification	●
-Air Purification Function (Pm2.5 Display)	●
-Anion Generator	●
-Carbon Monoxide Monitoring	●

Powertrain	1.5TD+1DHT
■ SAFE DRIVING	
Integrated Body Electronic Stability System	●
-ESC(Electric Stability Control)	●
-ABS(Anti-Lock Brake System)	●
-EBD(Electric Brakeforce Distribution)	●
-EBA(Electronic Brake Assist)	●
-TCS(Traction Control System)	●
-HHC(Hill Hold Control)	●
-HDC(Hill Descent Control)	●
-RMI(Roll Movement Intervention)	●
-DBF(Dynamic Brake Force)	●
Air Bags	●
-Main/Copilot Driver Seat Airbag	●
-Main/Copilot Side Airbags	●
-Front/Back Head Airbags	●
E-Call	●
Era-Glonass	-
TPMS(Tire Pressure Monitoring System)	●
Forward Parking Radar×2	●
Rear Parking Radar×4	●
Engine Electronic Security	●
Luggage Curtain	●
ISOFIX(International Standards Organization Fix)	●
Rear Child Safety Door Lock	●
ADAPTIVE CONFIGURATION	
Fire Extinguisher	●
First Aid Kit	●
GSO Rearview Mirror	●
GSO Soft Standard/Fuel Consumption Label	●
Overspeed Alarm	● Not Adjustable
Front Windscreen Is Electrically Heated	-
Wiper Nozzle Electric Heating	-
Windshield Washer(Level Alarm)	-
DC/AC Charging Port (CCS2)	●

Powertrain	1.5TD+1DHT
■ EXTERNAL INTERACTION DESIGN	
Intelligent Lighting Interactive System	●
-LED Head Lamp	●
-Height Adjustable Headlights	●
-Automatic Headlights	●
-Delay Turn Off Of Headlight	●
-LED DRL(Daytime Running Light)	●
-LED Tail Lamp	●
-Front Fog Light	-
-LED Brake Light	●
-Baggage Compartment Lamp	●
Multi-function External Rearview Mirror	●
-Automatic Folding Of The Rear View Mirror	●
-Electric Adjustment Of The Rear View Mirror	●
-Rearview Mirror Electric Heating	-
-LED Directional Light	●

Exterior:



Starlit Black



Aurora Green



Moon Grey



Phantom Grey



Cosmic Silver



Snow White

Interior:



Black - Blue



Black - Ivory

WARRANTY	10 YEARS / 1 MILLION KILOMETERS
SERVICE	3 YEAR SERVICE CONTRACT
MODEL YEAR	2025

*T&C's Apply